

No.	Name of Parts	Material	部品名	材質	Q. TY
21	Name Plate	Stainless Steel	銘板	SUS304	1
20	Spindle Nut	Steel or Brass	スピンドルナット	Steel or C3604	1
19	Spindle Ring	Brass	スピンドルリング	C3604	1
18	Set Screw	Steel	キャップ止めボルト	Steel	1
16	Lever Pin	Brass	レバーピン	C3604	1
15	Lever	Bronze	レバー	CAC406	1
14	Lock Nut	Steel	リング止めナット	Steel	1
13	Set Screw	Steel	リング止めボルト	Steel	1
12	Lock Nut	Brass	ロックナット	C3604	1
11	Adjusting Screw	Brass	調節ねじ	C3604	1
10	Spring	Piano Wire or Alloy Steel	ばね	SWP or SWOSM or SWOSC	1
9	Spring Washer	Brass	上部ばね受	C3604	1
8	Spring Washer	Brass	下部ばね受	C3604	1
7	Spindle	Brass	弁棒	C3604	1
6	Seat Ring	Bronze or Brass	シートリング	CAC406C or C3771 or C3604	1
5	Valve Seat	Bronze	弁座	CAC406C or CAC406	1
4	Valve	Bronze	弁体	CAC406	1
3	Cap	Bronze	キャップ	CAC406	1
2	Valve Case	Ductile Cast Iron	弁箱	FCD450	1
1	Spring Case	Ductile Cast Iron	ばね箱	FCD450	1

※開放形レバー式タイプ
 ※Open type with a lever

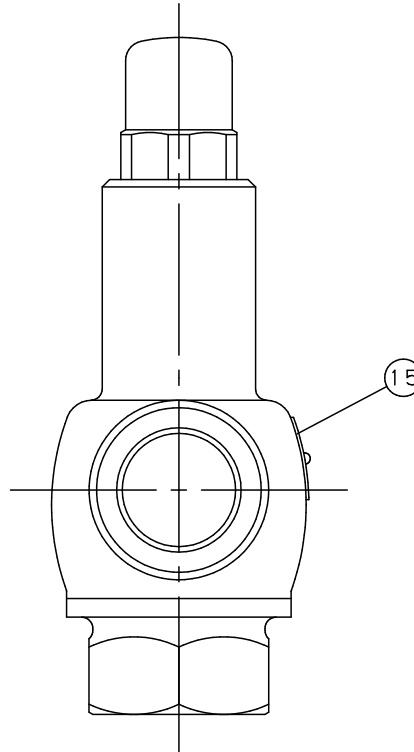
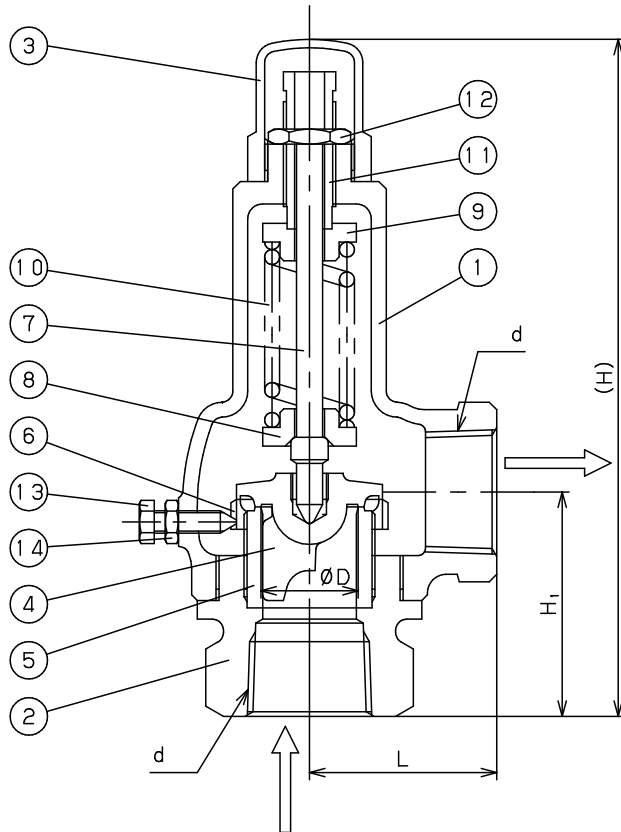
TYPE AL-10 LIFT SAFETY VALVE
 with Lever
 揚程式安全弁 (レバー式)

Size	d	D	L	H ₁	H	Weight (kg)
15A	Rc 1/2	16	40	40	154	1.0
20A	Rc 3/4	21	45	50	173	1.5
25A	Rc 1	26	50	60	193	1.8
32A	Rc 1 1/4	33	60	70	232	3.1
40A	Rc 1 1/2	41	65	75	250	4.5
50A	Rc 2	51	80	85	284	6.2

Specification	
Fluid	
Set Press.	MPa
Temp.	℃
Flow Rate	

Approval	H. Iwamoto
Check	H. Kamada
Drawing	Y. Kurino
Drawing No.	Y-045-6501-1D
Date	1 APR. 2019





No.	Name of Parts	Material	部品名	材質	Q. TY
15	Name Plate	Stainless Steel	銘板	SUS304	1
14	Lock Nut	Steel	リング止めナット	Steel	1
13	Set Screw	Steel	リング止めボルト	Steel	1
12	Lock Nut	Brass	ロックナット	C3604	1
11	Adjusting Screw	Brass	調節ねじ	C3604	1
10	Spring	Piano Wire or Alloy Steel	ばね	SWP or SWOSM or SWOSC	1
9	Spring Washer	Brass	上部ばね受	C3604	1
8	Spring Washer	Brass	下部ばね受	C3604	1
7	Spindle	Brass	弁棒	C3604	1
6	Seat Ring	Bronze or Brass	シートリング	CAC406C or C3771 or C3604	1
5	Valve Seat	Bronze	弁座	CAC406C or CAC406	1
4	Valve	Bronze	弁体	CAC406	1
3	Cap	Brass or Cast Iron	キャップ	C3604 or FC200	1
2	Valve Case	Ductile Cast Iron	弁箱	FCD450	1
1	Spring Case	Ductile Cast Iron	ばね箱	FCD450	1

※開放形レバー無タイプ
 ※Open type without a lever

TYPE AL-10 LIFT SAFETY VALVE
 揚程式安全弁

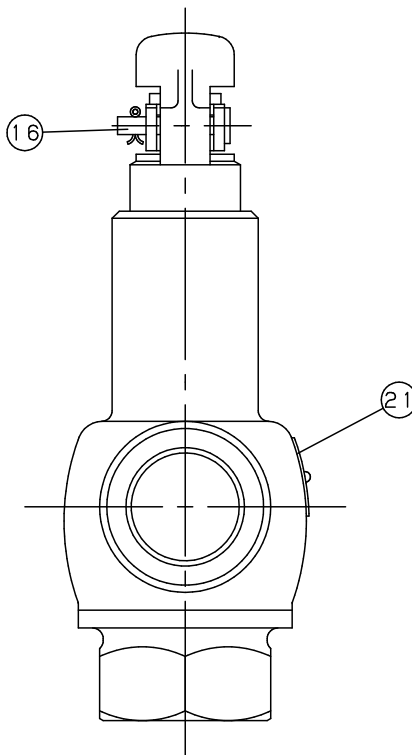
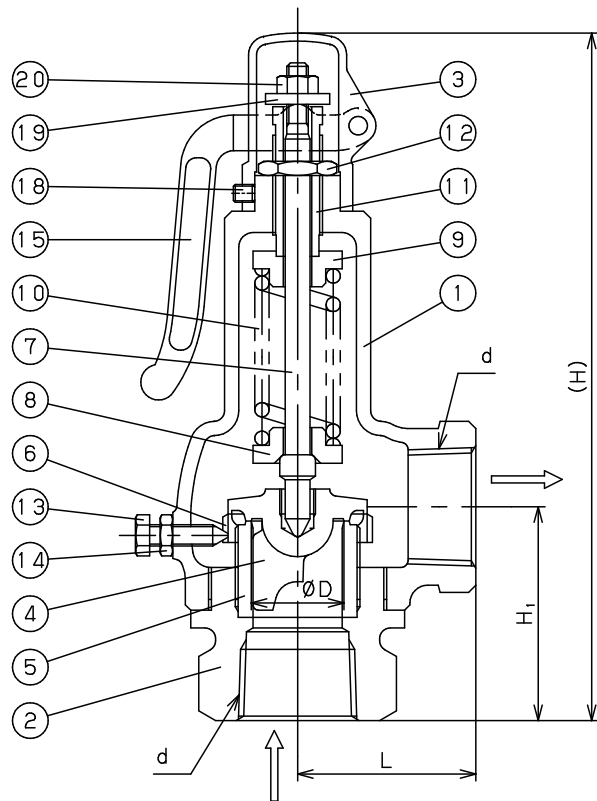
Approval	H. Iwamoto
Check	H. Kamada
Drawing	Y. Kurino
Drawing No.	Y-517-6501-1D
Date	1 APR. 2019



(mm)

Size	d	D	L	H ₁	H	Weight (kg)
15A	Rc 1/2	16	40	40	142	1.0
20A	Rc 3/4	21	45	50	161	1.5
25A	Rc 1	26	50	60	181	1.8
32A	Rc 1 1/4	33	60	70	219	3.1
40A	Rc 1 1/2	41	65	75	237	4.5
50A	Rc 2	51	80	85	271	6.2

Specification	
Fluid	
Set Press.	MPa
Temp.	℃
Flow Rate	



No.	Name of Parts	Material	部品名	材質	Q. TY
21	Name Plate	Stainless Steel	銘板	SUS304	1
20	Spindle Nut	Steel or Brass	スピンドルナット	Steel or C3604	1
19	Spindle Ring	Brass	スピンドルリング	C3604	1
18	Set Screw	Steel	キャップ止めボルト	Steel	1
16	Lever Pin	Brass	レバーピン	C3604	1
15	Lever	Bronze	レバー	CAC406	1
14	Lock Nut	Steel	リング止めナット	Steel	1
13	Set Screw	Steel	リング止めボルト	Steel	1
12	Lock Nut	Brass	ロックナット	C3604	1
11	Adjusting Screw	Brass	調節ねじ	C3604	1
10	Spring	Piano Wire or Alloy Steel	ばね	SWP or SWOSM or SWOSC	1
9	Spring Washer	Brass	上部ばね受	C3604	1
8	Spring Washer	Brass	下部ばね受	C3604	1
7	Spindle	Brass	弁棒	C3604	1
6	Seat Ring	Bronze or Brass	シートリング	CAC406C or C3771 or C3604	1
5	Valve Seat	Cast Stainless Steel or Stainless Steel	弁座	SCS13 or SUS304	1
4	Valve	Cast Stainless Steel	弁体	SCS14A	1
3	Cap	Bronze	キャップ	CAC406	1
2	Valve Case	Ductile Cast Iron	弁箱	FCD450	1
1	Spring Case	Ductile Cast Iron	ばね箱	FCD450	1

※開放形レバー式タイプ
 ※Open type with a lever

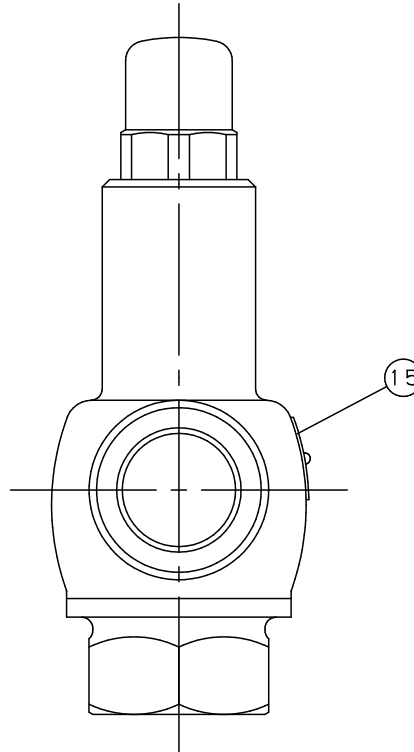
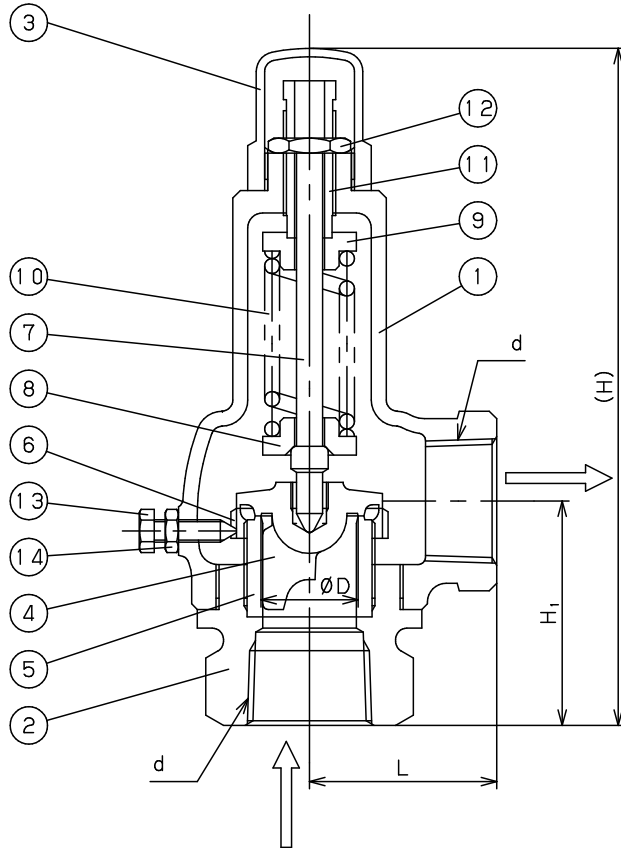
TYPE AL-10 LIFT SAFETY VALVE
 with Lever
 揚程式安全弁 (レバー式)

Size	d	D	L	H ₁	H	Weight (kg)
15A	Rc 1/2	16	40	40	154	1.0
20A	Rc 3/4	21	45	50	173	1.5
25A	Rc 1	26	50	60	193	1.8
32A	Rc 1 1/4	33	60	70	232	3.1
40A	Rc 1 1/2	41	65	75	250	4.5
50A	Rc 2	51	80	85	284	6.2

Specification	
Fluid	
Set Press.	MPa
Temp.	℃
Flow Rate	

Approval	H. Iwamoto
Check	H. Kamada
Drawing	Y. Kurino
Drawing No.	Y-045-2201-1D
Date	1 APR. 2019





15	Name Plate	Stainless Steel	銘板	SUS304	1
14	Lock Nut	Steel	リング止めナット	Steel	1
13	Set Screw	Steel	リング止めボルト	Steel	1
12	Lock Nut	Brass	ロックナット	C3604	1
11	Adjusting Screw	Brass	調節ねじ	C3604	1
10	Spring	Piano Wire or Alloy Steel	ばね	SWP or SWOSM or SWOSC	1
9	Spring Washer	Brass	上部ばね受	C3604	1
8	Spring Washer	Brass	下部ばね受	C3604	1
7	Spindle	Brass	弁棒	C3604	1
6	Seat Ring	Bronze or Brass	シートリング	CAC406C or C3771 or C3604	1
5	Valve Seat	Cast Stainless Steel or Stainless Steel	弁座	SCS13 or SUS304	1
4	Valve	Cast Stainless Steel	弁体	SCS14A	1
3	Cap	Brass or Cast Iron	キャップ	C3604 or FC200	1
2	Valve Case	Ductile Cast Iron	弁箱	FCD450	1
1	Spring Case	Ductile Cast Iron	ばね箱	FCD450	1
No.	Name of Parts	Material	部品名	材質	Q.TY

※開放形レバー無タイプ
 ※Open type without a lever

Size	d	D	L	H ₁	H	Weight (kg)
15A	Rc 1/2	16	40	40	142	1.0
20A	Rc 3/4	21	45	50	161	1.5
25A	Rc 1	26	50	60	181	1.8
32A	Rc 1 1/4	33	60	70	219	3.1
40A	Rc 1 1/2	41	65	75	237	4.5
50A	Rc 2	51	80	85	271	6.2

Specification	
Fluid	
Set Press.	MPa
Temp.	℃
Flow Rate	

TYPE AL-10 LIFT SAFETY VALVE
 揚程式安全弁

Approval	H. Iwamoto
Check	H. Kamada
Drawing	Y. Kurino
Drawing No.	Y-517-2201-1D
Date	1 APR. 2019

